



Note: Offset all joints by a minimum of 200 mm.

The following diagrams show the alternative fixing sequences for single and double layer fermacell partitions.

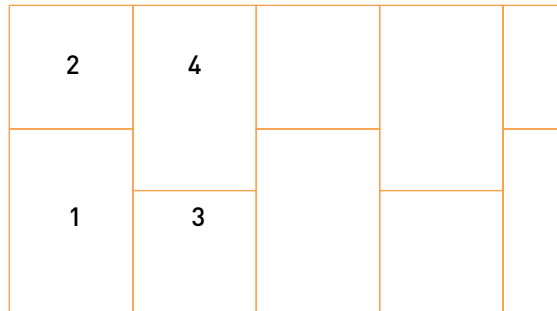


Diagram A:

Recommended fixing sequence for double board height partitions.

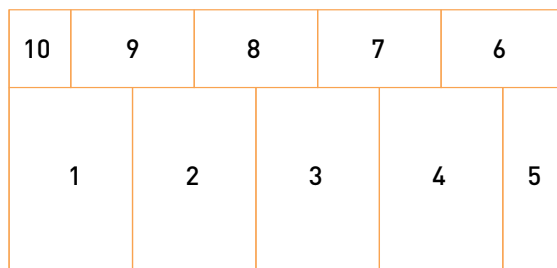


Diagram A1:

Optional fixing sequence for double height boards.




Diagram B:

Recommended fixing sequence for boards in a double layer partition.

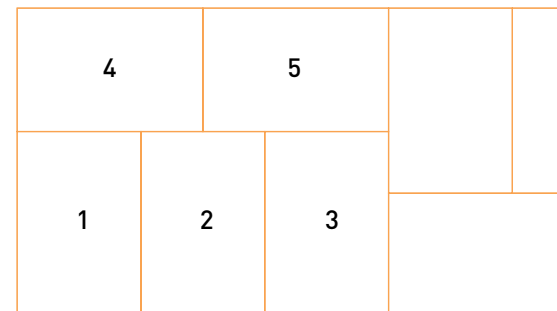


Diagram C:

Alternative fixing sequence.




Diagram D:

Fixing sequence one man boards.